


SR-MI-A-560-## Backward Curved Motorized Impeller

Technical Specification*



Application

- Various systems of mechanical ventilation,
- Primary Air Movement units for Air Handling Units, Roof Top Units and other,
- Ventilation systems requiring low Specific Fan Power (SFP) together with smooth and precise airflow adjustment,
- Perfect solution to be combined into Fan-Array systems,
- Fitted for Vertical and Horizontal Arrangement.

General Specification

- Motorized impeller with separate inlet funnel,
- Support to CAV/VAV systems (factory mounted static pressure probes on fan inlet vane + precisely determined K-factor),
- Air performance according to ISO 5801, Installation Category: A, L_wA according to ISO 13347.

Impeller

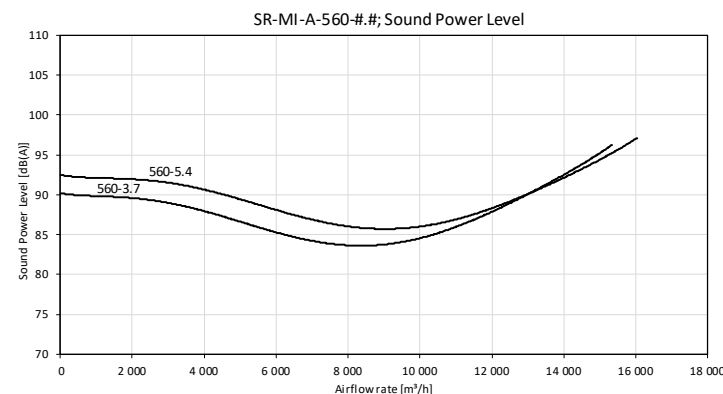
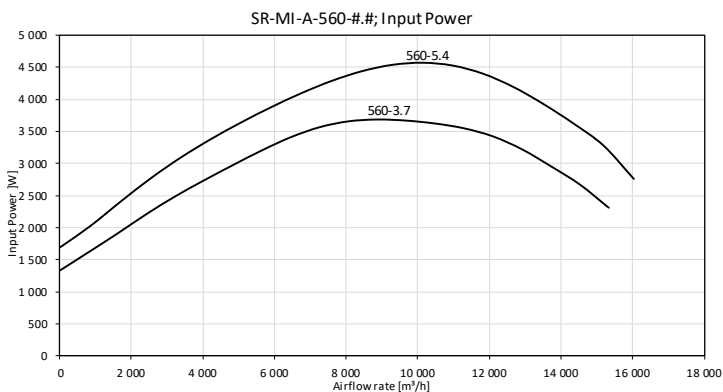
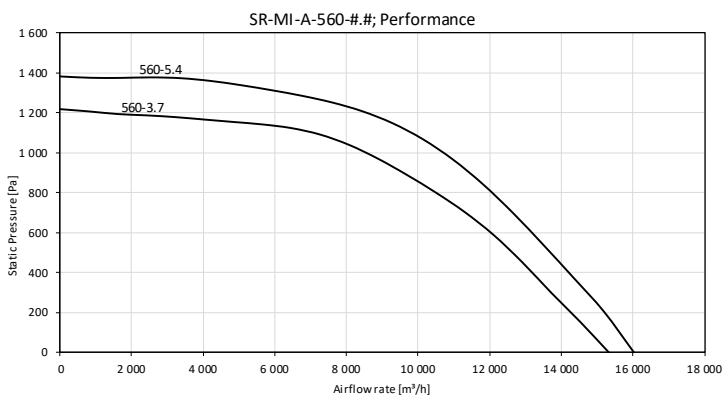
- Type: Radial, Backward-curved, Single Inlet,
- Material: High Performance Aluminum (A),
- Balance quality grade: G 6,3 (ISO 1940-1) and BV-3 (ANSI S2.19-1989)

Inlet funnel

- Material: Hot-dip galvanized steel.

Motor

- Type: Electronically Commutated, Spinning Stator,
- Housing: Die-cast aluminum,
- Protection Degree: IP54,
- Overload Protection: Inbuilt Thermal Limit,
- Speed Control: 0~10VDC / Modbus RTU,
- Bearing: Ball Type.



FanSet Model	Power supply			Revolutions [min ⁻¹]		Efficiency		Reference standards			CAV K-factor	Weight
	Rated Voltage	Rated Current	Input Power	Min	Max/Nominal	Static	FEG	ErP	CE	UL		
SR-MI-A-560-3.7	3x380-480 VAC / 50-60 Hz	6.1 A	3.7 kW	300	1 600	65%	80	2018	Yes	Yes	330.0	36.1 kg
SR-MI-A-560-5.4	3x380-480 VAC / 50-60 Hz	7.6 A	4.6 kW	300	1 730	66%	80	2018	Yes	Yes	330.0	40.5 kg

Model	A-560-3.7	A-560-5.4
A	270	270
B	230	230
C	564	564
D	644	644
E	497	532
F	422	457
G	253	253
H	324	359
I	252	252

