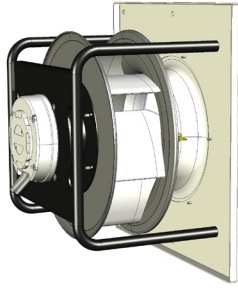


Fan Set Appearance



General specification

Fan Set / Motorized Impeller Model	SR-FS/MI-A-315-0.7
Rated Voltage	1×230 VAC / 50-60 Hz
Nominal Input Power / Rated Current	0.80 kW / 4.8 A
Revolutions: Min / Nominal	300 ÷ 2400 RPM
CAV K-factor	94.4
Temperature ranges: Storage / Operating	-30 ÷ +50 °C / -25 ÷ +50 °C
Front plate / Bracket material*	Magnelis / Powder coated steel
Installation position	Horizontal / Vertical shaft
Weight: FS / MI	12.3 / 6.5 kg

Motor

Type / Efficiency Class	Electronically Comutated, Brushless DC
Housing / Protection Degree	Die-cast aluminum
Overload protection	IP 54
Speed Control	Die-cast aluminum
Bearings	Inbuilt thermal limit
Bearings service life L <sub>10</sub>	63 400 (104 °F) / 31 700 (max. work. temperature)
Insulation class	F

Impeller

Fan Impeller Size, Blade design / No	315 mm / Aerofoil / 7
Spinning direction	Clockwise, wiewed from air inlet
Impeller / Inlet Cone material	Aluminum / Hot-dip galvanized steel
Balance grade	G 6,3 (ISO 1940-1) / BV-3 (ANSI S2.19-1989)

Information according to (EU) 327/2011 (ERP 2018)

Commission Regulation (EU) 327/2011  Requirements for fans driven by motors with an electric input power between 125 W and 500 kW.	1 Overall efficiency $\eta_{es}$	64.4%
	2 Measurement category	A
	3 Efficiency Category	Static
	4 Efficiency grade N: Actual / Req. 2015	70.6%
	5 Variable speed drive	Yes
	Power consumption $P_{ed}$ [kW]	0.71 kW
	9 Air flow $q_v$ [m <sup>3</sup> /h]	2 296 m <sup>3</sup> /h
	Pressure increase pfs	648 Pa
	10 Speed (rpm) n	2 400
	11 Specific ratio	1.01

AMCA Certification



Swiss Rotors Sp. z o.o. certifies that the

- SR-FS-A-315-0.7 Fan Set and
- SR-MI-A-315-0.7 Motorized Impeller

shown herein are licensed to bear the AMCA seal.

The ratings shown are based on tests and procedures performed in accordance with AMCA Publication 211 and AMCA Publication 311 and comply with the requirements of the AMCA Certified Ratings Program.

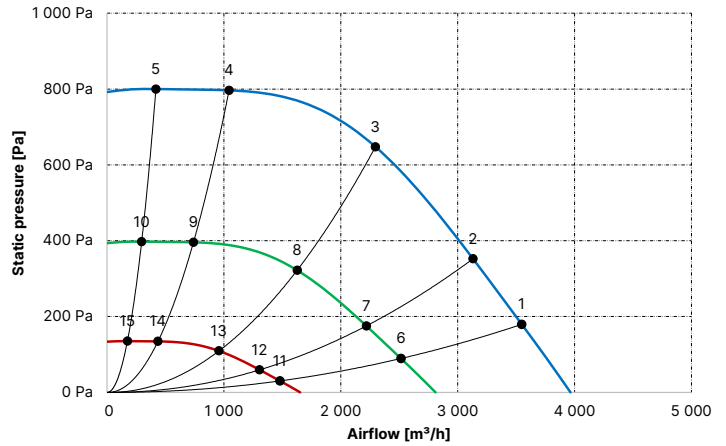
- Power rating does not include transmission losses.
- Performance ratings do not include the effects of appurtenances.
- Performance certified is for installation type A (Free inlet, free outlet).

Fan Efficiency Grade (FEG), AMCA 205-10

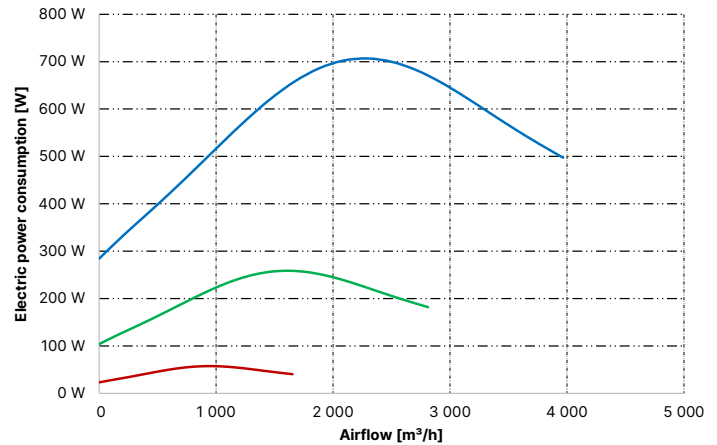
90



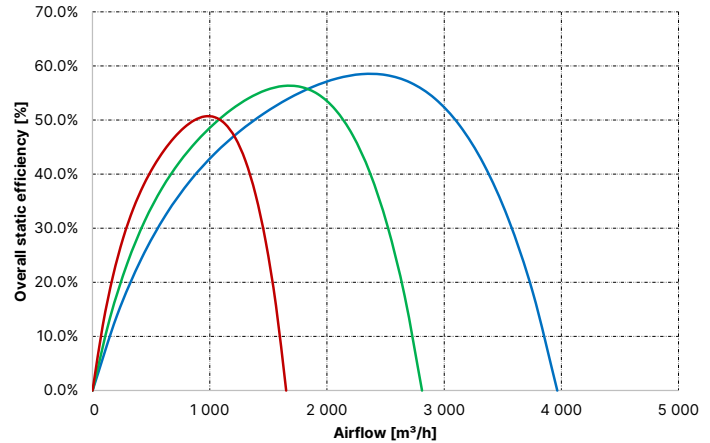
dP = f(V)



EPC = f(V)



$\eta_{es} = f(V)$



AMCA Certified Work Points

Point #	n RPM	V [m <sup>3</sup> /h]	dP [Pa]	I [A]	EPC [kW]	L <sub>p</sub> A <sub>in</sub> dB(A)	L <sub>w</sub> A <sub>in</sub> dB(A)	L <sub>w</sub> A <sub>out</sub> dB(A)	FEI
t	2 400	3 548	179	3.3	0.56	69.7	77.7	83.1	0.99
2	2 400	3 131	352	3.7	0.62	69.4	77.4	83.1	1.29
3	2 400	2 296	648	4.2	0.71	68.9	76.9	81.8	1.44
4	2 400	1 044	796	3.1	0.53	73.0	81.0	86.4	1.25
5	2 400	417	800	2.2	0.38	73.3	81.3	86.7	1.00
6	1 701	2 515	89	1.1	0.20	62.2	70.2	75.7	1.36
7	1 701	2 219	175	1.2	0.23	61.9	69.9	75.6	1.59
8	1 701	1 627	322	1.4	0.26	61.4	69.4	74.3	1.67
9	1 701	740	396	1.0	0.19	65.5	73.5	78.9	1.50
10	1 701	296	398	0.7	0.14	65.8	73.8	79.3	1.29
11	1 000	1 478	30	0.1	0.05	50.7	58.7	64.1	2.75
12	1 000	1 305	60	0.1	0.05	50.4	58.4	64.1	2.73
13	1 000	957	110	0.2	0.06	49.9	57.9	62.8	2.53
14	1 000	435	135	0.1	0.04	54.0	62.0	67.4	2.38
15	1 000	174	135	0.0	0.03	54.2	62.2	67.7	2.31

