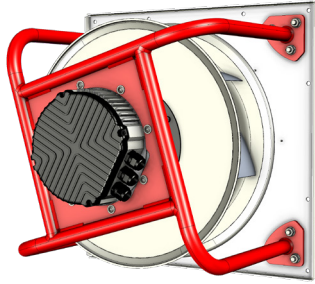


Fan Set Appearance



General specification

Fan Set / Motorized Impeller Model	SR-FS/MI-A-450-5.4
Rated Voltage	3×380-480 VAC / 50-60 Hz
Nominal Input Power / Rated Current	5.35 kW / 8.1 A
Revolutions: Min / Nominal	325 ÷ 2600 RPM
CAV K-factor	206
Temperature ranges: Storage / Operating	-30 ÷ +50 °C / -25 ÷ +40 °C
Front plate / Bracket material*	Magnelis / Powder coated steel
Installation position	Horizontal / Vertical shaft
Weight: FS / MI	47.7 / 31.7 kg

Motor

Type / Efficiency Class	Electronically Comutated, Brushless DC
Housing / Protection Degree	Die-cast aluminum
Overload protection	IP 54
Speed Control	Die-cast aluminum
Bearings	Inbuilt thermal limit
Bearings service life L <sub>10</sub>	71 200 (104 °F) / 35 600 (max. work. temperature)
Insulation class	F

Impeller

Fan Impeller Size, Blade design / No	450 mm / Aerofoil / 7
Spinning direction	Clockwise, wiewed from air inlet
Impeller / Inlet Cone material	Aluminum / Hot-dip galvanized steel
Balance grade	G 6,3 (ISO 1940-1) / BV-3 (ANSI S2.19-1989)

Information according to (EU) 327/2011 (ERP 2018)

Commission Regulation (EU) 327/2011  Requirements for fans driven by motors with an electric input power between 125 W and 500 kW.	1 Overall efficiency $\eta_{es}$	66.8%
	2 Measurement category	A
	3 Efficiency Category	Static
	4 Efficiency grade N: Actual / Req. 2015	67.1%
	5 Variable speed drive	Yes
	Power consumption $P_{ed}$ [kW]	5.29 kW
	9 Air flow $q_v$ [m <sup>3</sup> /h]	8 021 m <sup>3</sup> /h
	Pressure increase pfs	1 526 Pa
	10 Speed (rpm) n	2 600
	11 Specific ratio	1.01

AMCA Certification

Swiss Rotors Sp. z o.o. certifies that the

- SR-FS-A-450-5.4 Fan Set and
- SR-MI-A-450-5.4 Motorized Impeller

shown herein are licensed to bear the AMCA seal.

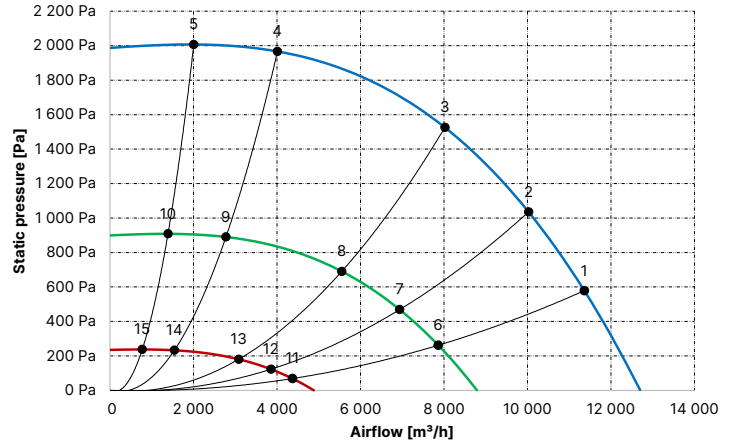
The ratings shown are based on tests and procedures performed in accordance with AMCA Publication 211 and AMCA Publication 311 and comply with the requirements of the AMCA Certified Ratings Program.

- Power rating does not include transmission losses.
- Performance ratings do not include the effects of appurtenances.
- Performance certified is for installation type A (Free inlet, free outlet).

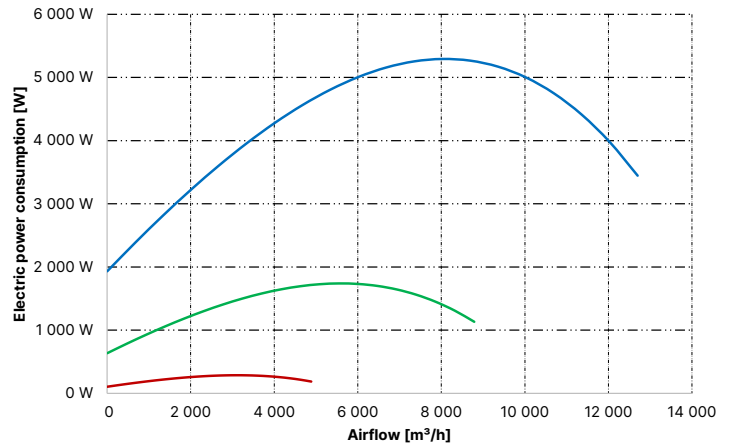
Fan Efficiency Grade (FEG), AMCA 205-10

85

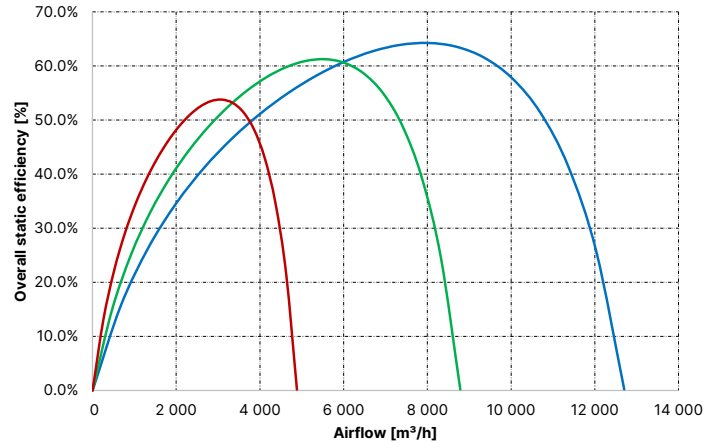
dP = f(V)



EPC = f(V)



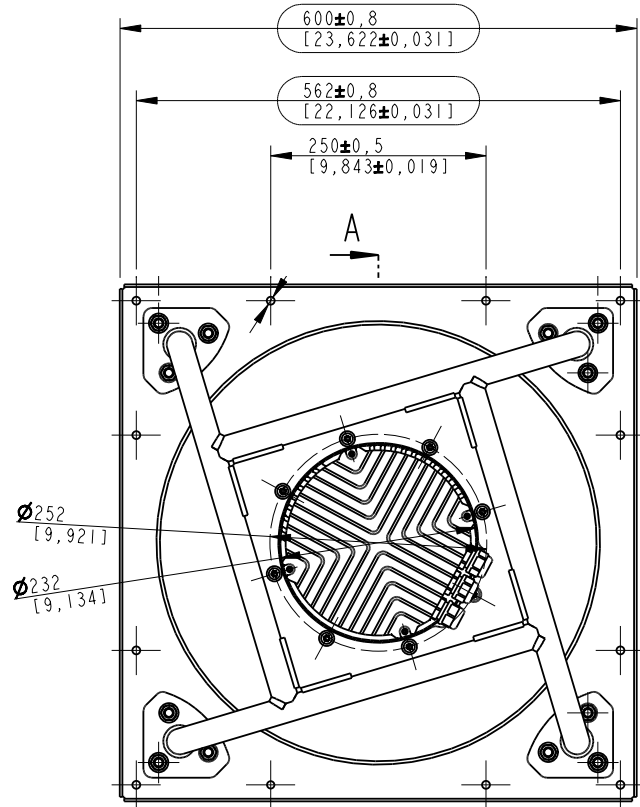
$\eta_{es} = f(V)$



AMCA Certified Work Points

Point #	n RPM	V [m <sup>3</sup> /h]	dP [Pa]	I [A]	EPC [kW]	L <sub>p</sub> A <sub>in</sub> dB(A)	L <sub>w</sub> A <sub>in</sub> dB(A)	L <sub>w</sub> A <sub>out</sub> dB(A)	FEI
t	2 600	11 363	579	6.5	4.41	90.1	98.1	98.7	0.94
2	2 600	10 026	1 036	7.3	5.00	84.9	92.9	95.4	1.26
3	2 600	8 021	1 526	7.7	5.29	80.0	88.0	92.4	1.39
4	2 600	4 011	1 967	6.3	4.28	82.2	90.2	95.5	1.12
5	2 600	2 005	2 007	4.8	3.22	83.6	91.6	97.5	0.81
6	1 799	7 862	262	2.3	1.45	82.1	90.1	90.7	1.04
7	1 799	6 937	469	2.5	1.64	77.0	85.0	87.4	1.29
8	1 799	5 550	691	2.7	1.74	72.0	80.0	84.4	1.38
9	1 799	2 775	891	2.2	1.41	74.2	82.2	87.5	1.14
10	1 799	1 387	909	1.7	1.06	75.6	83.6	89.5	0.86
11	1 000	4 370	69	0.6	0.24	69.4	77.4	78.0	1.68
12	1 000	3 856	123	0.6	0.27	64.2	72.2	74.6	1.75
13	1 000	3 085	181	0.6	0.29	59.2	67.2	71.6	1.71
14	1 000	1 543	233	0.6	0.23	61.5	69.5	74.7	1.41
15	1 000	771	238	0.5	0.18	62.9	70.9	76.7	1.15

Installation Dimensions - Fan Set (FS)



Installation Dimensions - Motorized Impeller (MI)

